

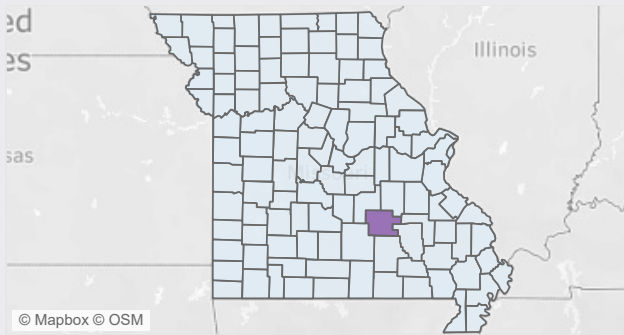
# Dent County Drug Overdose Fact Sheet

**34**

**FATAL**

resident drug overdoses over the five year period (2020-2024)

9,619 Missouri Resident Fatal Overdoses from 2020-2024



## Fatal Trends

Figure 2: Dent County experienced 34 drug overdose deaths from 2020-2024. During this period, 79% of fatal drug overdoses were attributed to non-Heroin opioids, while 21% were attributed to non-opioid substances.

Figure 3: The 15 to 34 age group made up 21% of fatal drug overdoses in the 2020-2024 period, while the 35 to 54 age group made up 50%. The 55+ age group made up 26% and the less than 15 age group made up about 3%.

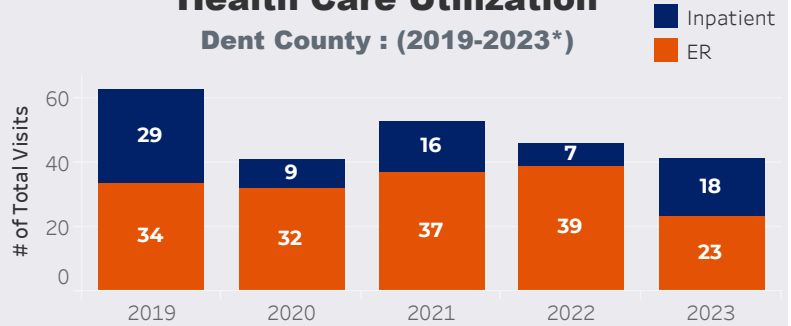
Figure 4: In Dent County from 2020-2024, 65% of drug overdose deaths were among White males, while 35% were among White females.

## Nonfatal Trends

Figure 1: In 2023, Dent County had 23 nonfatal drug overdose emergency room (ER) visits, and 18 nonfatal overdose inpatient care visits. This is a total of 41 nonfatal overdoses that sought care in a hospital setting.

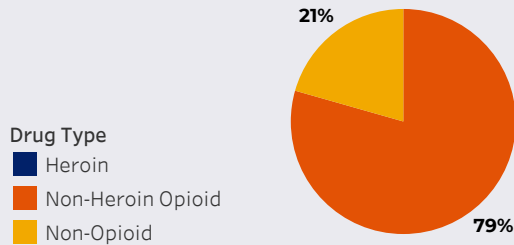
**Figure 1. Nonfatal All Drug Overdose Health Care Utilization**

Dent County : (2019-2023\*)



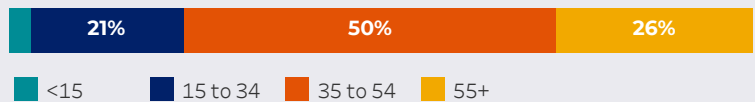
**Figure 2. Fatal Drug Overdose by Type**

Dent County : (2020-2024)



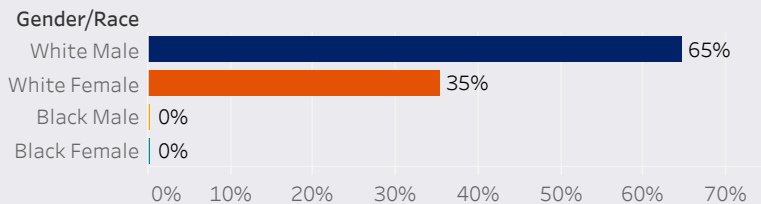
**Figure 3. Fatal Drug Overdoses by Age Group**

Dent County : (2020-2024)



**Figure 4. Fatal Overdoses by Sex and Race**

Dent County : (2020-2024)



Sources: Nonfatal data available from the Missouri Patient Abstract System. Fatal data available from the Missouri Vital Statistics Death File. \*Nonfatal 2023 data is provisional and subject to change.